

Report No.: TH-5566A

Test Time: 2025/8/9 16:51

Luminaire Property

Luminaire Manufacturer:

Luminaire Category:

Luminaire Description: SB-20013LEDD-MBL-ACR

Lamp Catalog:

Lamp Description:

Number of Lamps:

Lumens per Lamp:

Luminous Length (mm):

Luminous Width (mm):

Luminous Height (mm):

Voltage: 110.2 V

Current: 0.038 A

Power: 3.88 W

Power Factor: 0.917

Photometric Results

CIE Class: Direct

Total Rated Lamp Lumens: 61.8 lm

Measurement Flux: 61.8 lm

Efficiency: 100%

Downward Ratio: 99%

Upward Ratio: 1%

Horizontal Diffuse Angle(50%): H88.8

Vertical Diffuse Angle(50%): V36.3

Luminaire Efficacy Rating (LER): 15.99

C0r0 Intensity: 54 cd

Max. Intensity: 56.26 cd

Pos of Max. Intensity: H315 V5

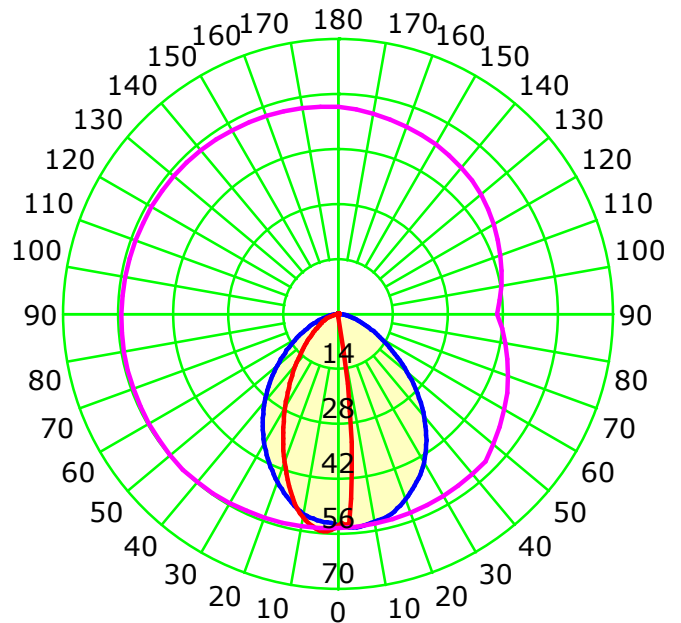
S/MH(C0/C180): 1.14

S/MH(C90/C270): 0.34

Picture Of Luminaire



Luminous Intensity Distribution Curve



Unit: cd

Average Diffuse Angle(50%): 62.3°

— C0-C180 — C90-C270 — G5

C Plane (°):0.0-360.0: 45.0

Gamma Plane (°):0.0-180.0:1.0

Test Lab: Inventfine instruments

Test Device: GPM-1800B

Test Type: TYPE C

Distance: 8.705 m [K=1.0000]

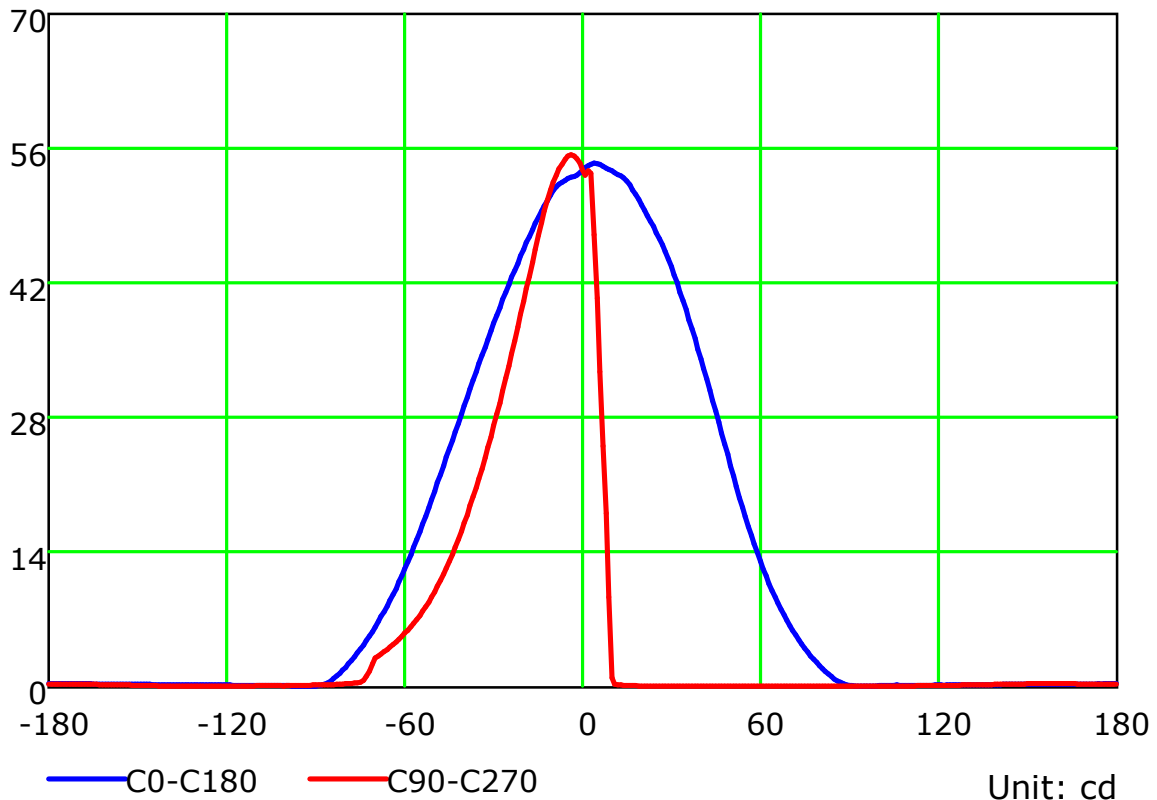
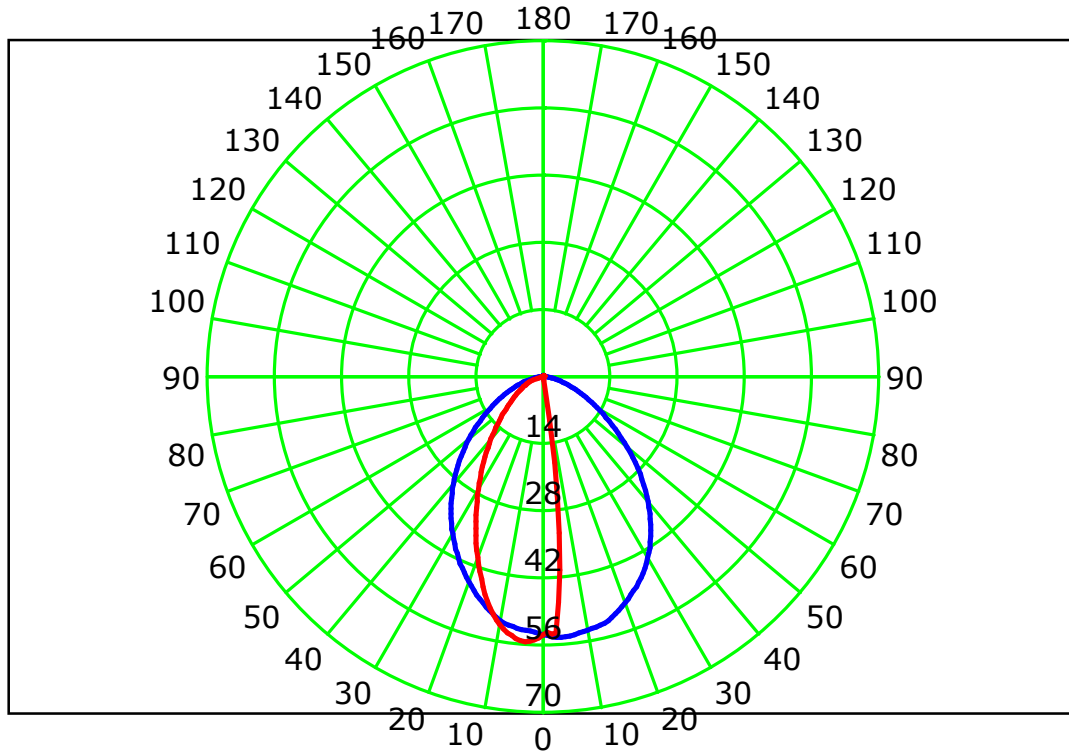
Temperature: 26

Humidity: 65

Operator: Jack

Inspector:

Luminous Intensity Distribution Curve



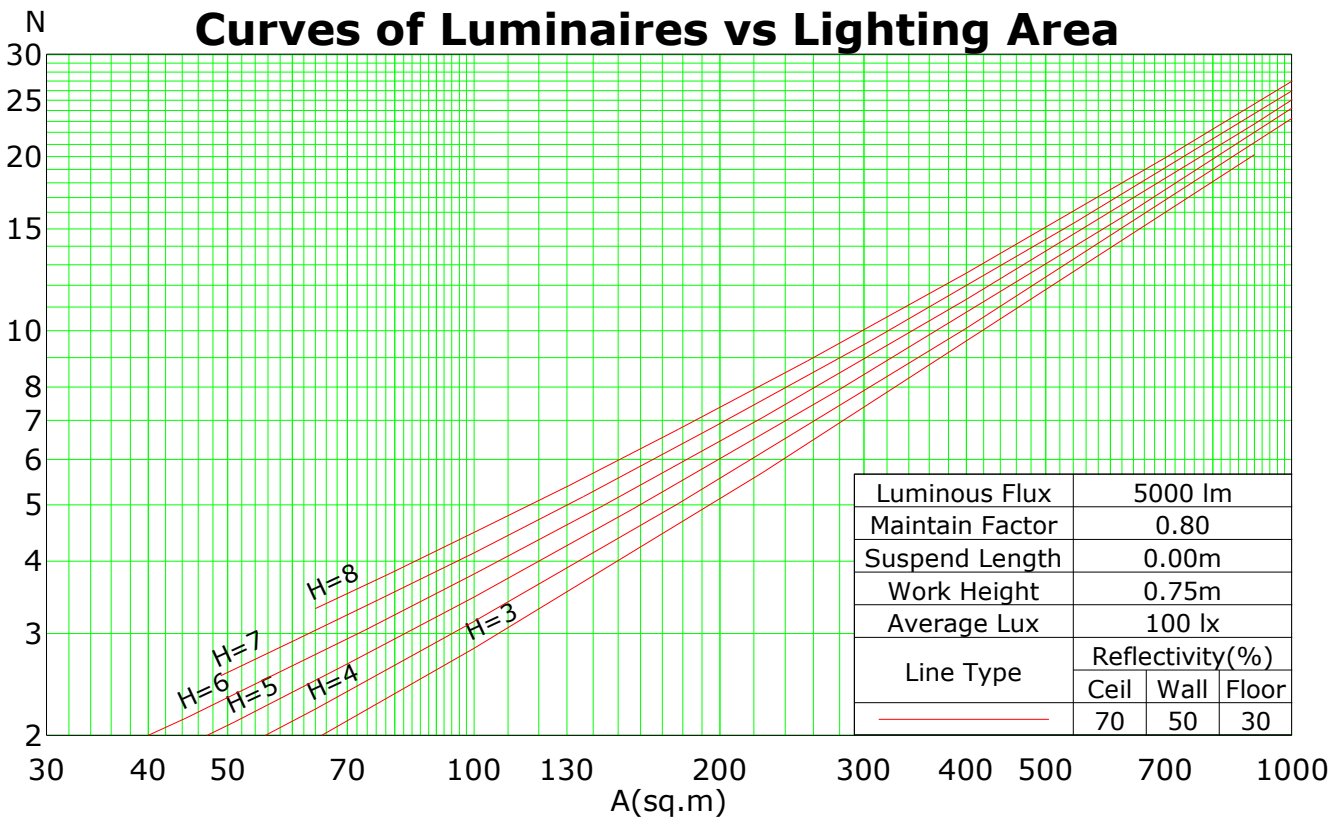
C Plane (°):0.0-360.0: 45.0
 Test Lab: Inventfine instruments
 Test Type: TYPE C
 Temperature: 26
 Operator: Jack

Gamma Plane (°):0.0-180.0:1.0
 Test Device: GPM-1800B
 Distance: 8.705 m [K=1.0000]
 Humidity: 65
 Inspector:

Coefficients Of Utilization - Zonal Cavity Method

RC	0.8	0.8	0.8	0.8	0.7	0.7	0.7	0.7	0.5	0.5	0.5	0.3	0.3	0.3	0.1	0.1	0.1	0
RW	0.7	0.5	0.3	0.1	0.7	0.5	0.3	0.1	0.5	0.3	0.1	0.5	0.3	0.1	0.5	0.3	0.1	0
RCR	RF = 0.2																	
0	1.19	1.19	1.19	1.19	1.16	1.16	1.16	1.16	1.10	1.10	1.10	1.05	1.05	1.05	1.01	1.01	1.01	0.99
1	1.11	1.07	1.03	1.00	1.08	1.04	1.01	0.98	1.00	0.97	0.95	0.96	0.94	0.92	0.92	0.90	0.89	0.87
2	1.02	0.95	0.90	0.85	1.00	0.94	0.88	0.84	0.90	0.86	0.82	0.87	0.83	0.80	0.83	0.80	0.78	0.76
3	0.95	0.86	0.79	0.74	0.92	0.84	0.78	0.73	0.81	0.76	0.71	0.78	0.74	0.70	0.76	0.72	0.69	0.67
4	0.88	0.78	0.70	0.64	0.86	0.76	0.69	0.64	0.74	0.68	0.63	0.71	0.66	0.62	0.69	0.65	0.61	0.59
5	0.82	0.71	0.63	0.57	0.80	0.70	0.62	0.57	0.67	0.61	0.56	0.65	0.60	0.55	0.64	0.59	0.55	0.53
6	0.76	0.65	0.57	0.51	0.75	0.64	0.56	0.51	0.62	0.55	0.51	0.60	0.54	0.50	0.59	0.54	0.50	0.48
7	0.72	0.60	0.52	0.46	0.70	0.59	0.51	0.46	0.57	0.51	0.46	0.56	0.50	0.45	0.54	0.49	0.45	0.43
8	0.67	0.55	0.48	0.42	0.66	0.54	0.47	0.42	0.53	0.47	0.42	0.52	0.46	0.42	0.51	0.45	0.41	0.40
9	0.63	0.51	0.44	0.39	0.62	0.51	0.44	0.39	0.49	0.43	0.39	0.48	0.43	0.38	0.47	0.42	0.38	0.36
10	0.60	0.48	0.41	0.36	0.58	0.47	0.40	0.36	0.46	0.40	0.36	0.45	0.40	0.35	0.44	0.39	0.35	0.34

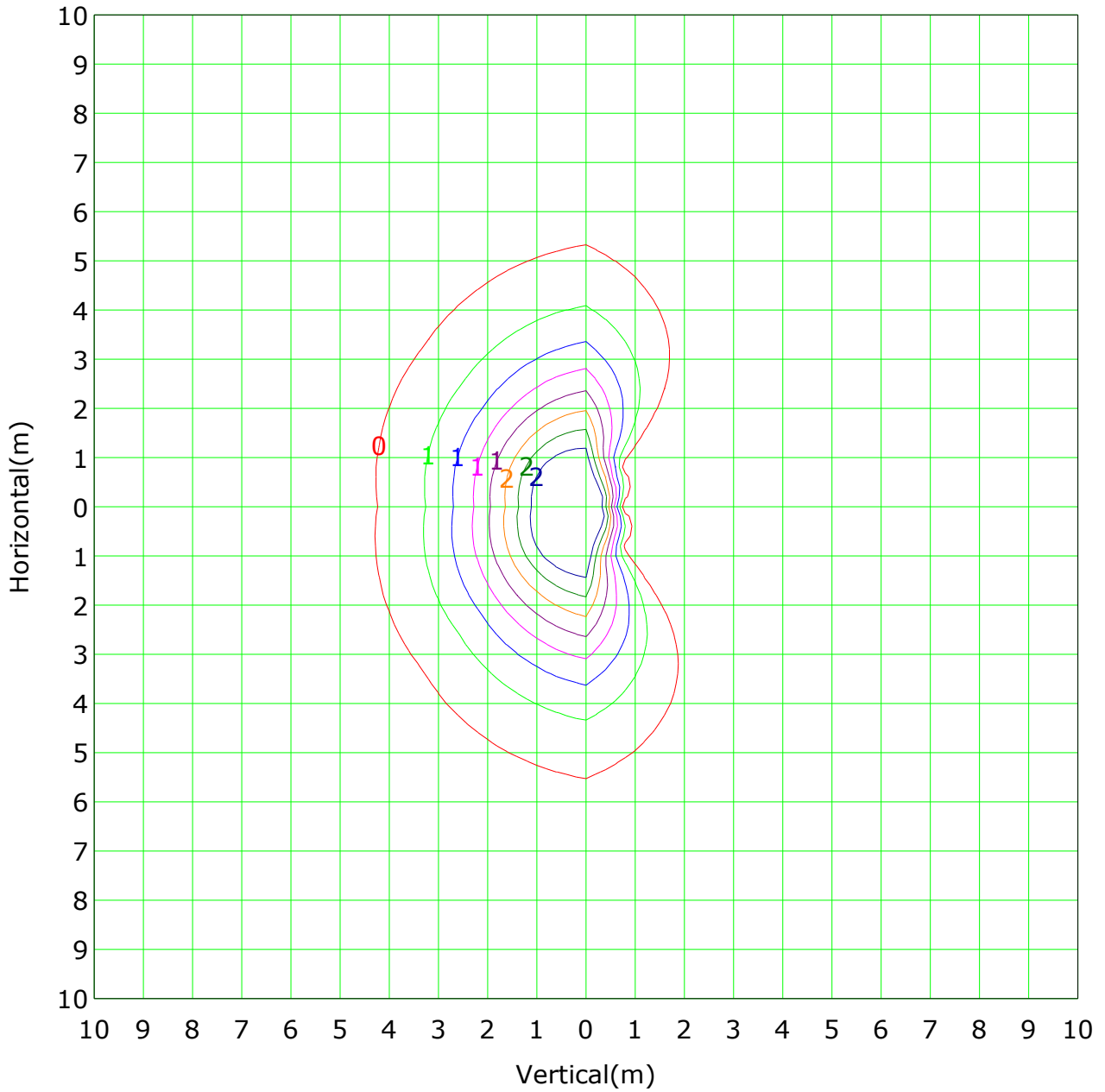
Spacing Criteria (0-180): 1.14
 Spacing Criteria (90-270): 0.34
 Spacing Criteria (Diagonal): 0.71



C Plane (°):0.0-360.0: 45.0
 Test Lab: Inventfine instruments
 Test Type: TYPE C
 Temperature: 26
 Operator: Jack

Gamma Plane (°):0.0-180.0:1.0
 Test Device: GPM-1800B
 Distance: 8.705 m [K=1.0000]
 Humidity: 65
 Inspector:

IsoLux Plot



Mounting Height: 4.5m		Max Lux(100%): 2.7 lx	
— (10%): 0.3 lx	— (20%): 0.5 lx	— (40%): 1.1 lx	— (60%): 1.6 lx
— (30%): 0.8 lx	— (50%): 1.4 lx	— (80%): 2.2 lx	
— (70%): 1.9 lx			

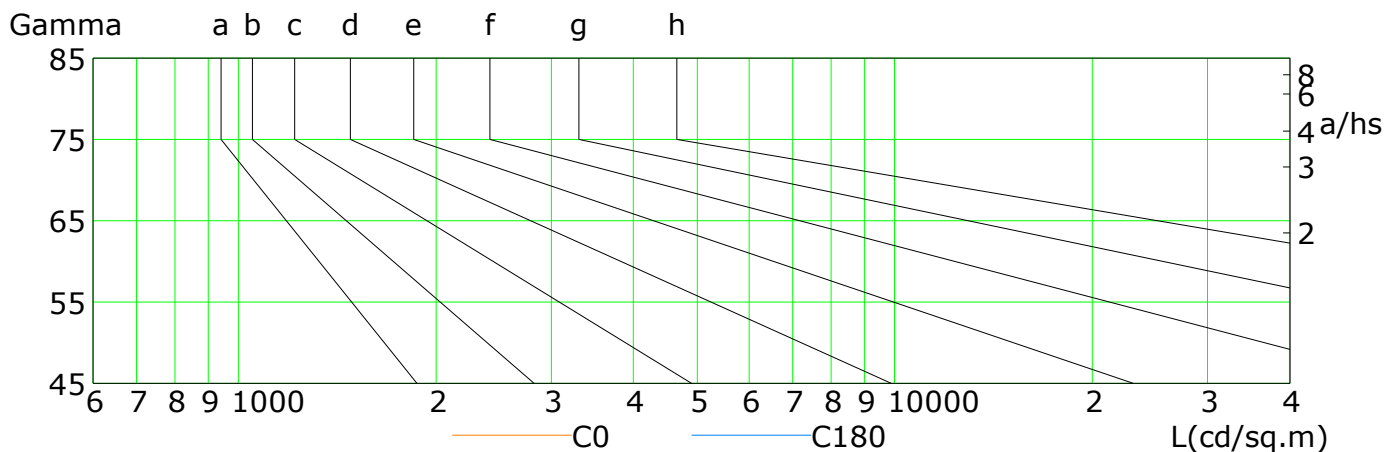
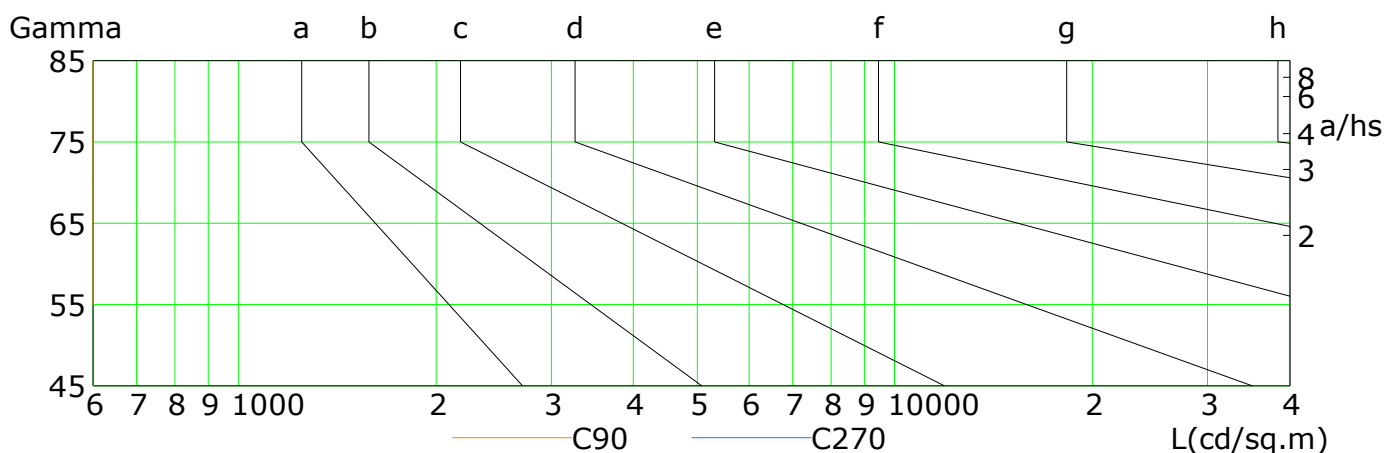
C Plane (°):0.0-360.0: 45.0
 Test Lab: Inventfine instruments
 Test Type: TYPE C
 Temperature: 26
 Operator: Jack

Gamma Plane (°):0.0-180.0:1.0
 Test Device: GPM-1800B
 Distance: 8.705 m [K=1.0000]
 Humidity: 65
 Inspector:

Lum Limit Curve

Dazzle	Quality	Illuminance (lx)							
		2000	1000	500	<=300				
1.15	A	2000	1000	500	<=300				
1.50	B		2000	1000	500	<=300			
1.85	C			2000	1000	500	<=300		
2.20	D				2000	1000	500	<=300	
2.55	E					2000	1000	500	<=300

a b c d e f g h

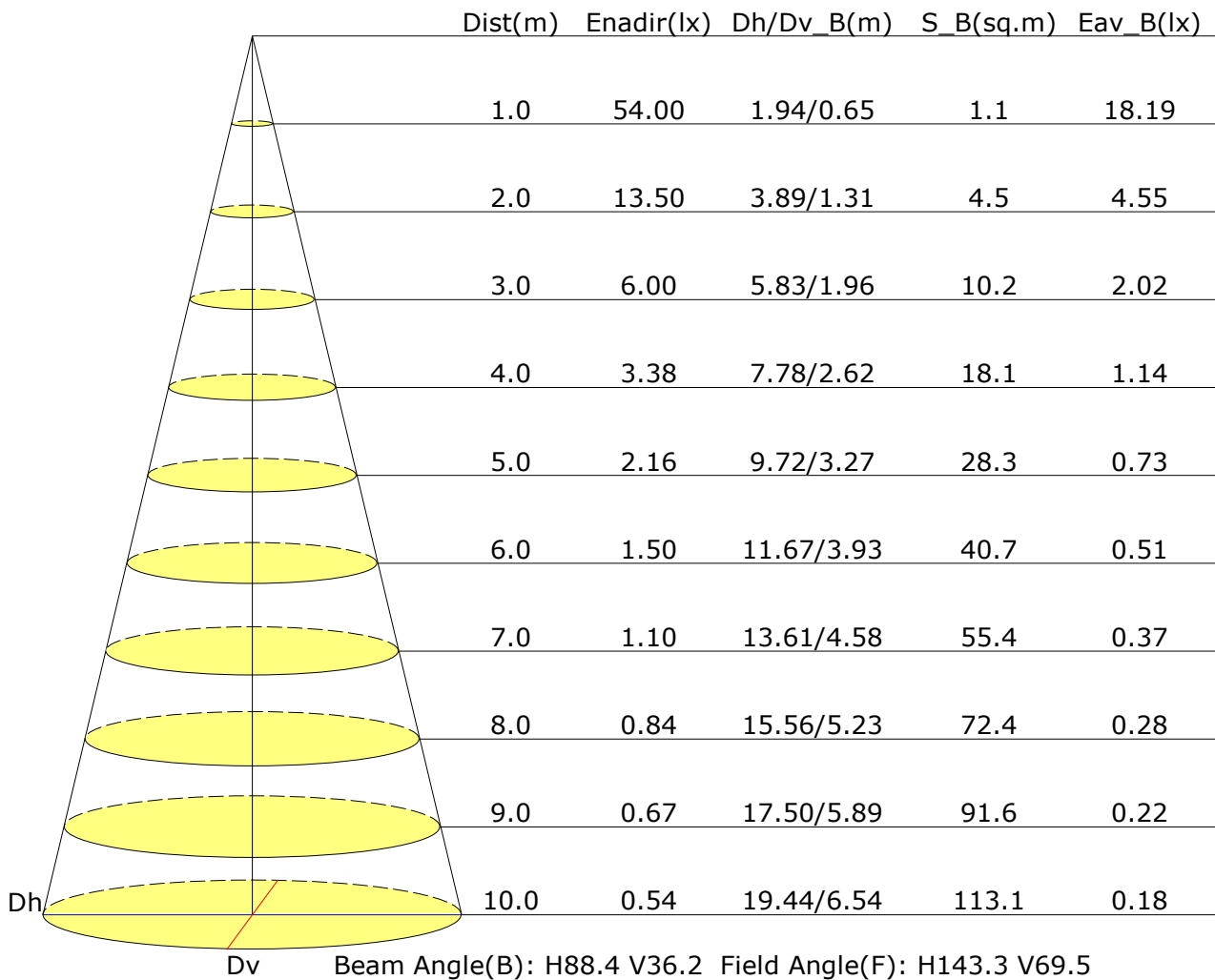


L(cd/sq.m)	G45	G50	G55	G60	G65	G70	G75	G80	G85
C0	29	23	18	13	9	6	4	2	1
C90	0	0	0	0	0	0	0	0	0
C180	25	20	16	12	9	6	4	2	1
C270	13	10	7	6	4	3	0	0	0

C Plane (°):0.0-360.0: 45.0
 Test Lab: Inventfine instruments
 Test Type: TYPE C
 Temperature: 26
 Operator: Jack

Gamma Plane (°):0.0-180.0:1.0
 Test Device: GPM-1800B
 Distance: 8.705 m [K=1.0000]
 Humidity: 65
 Inspector:

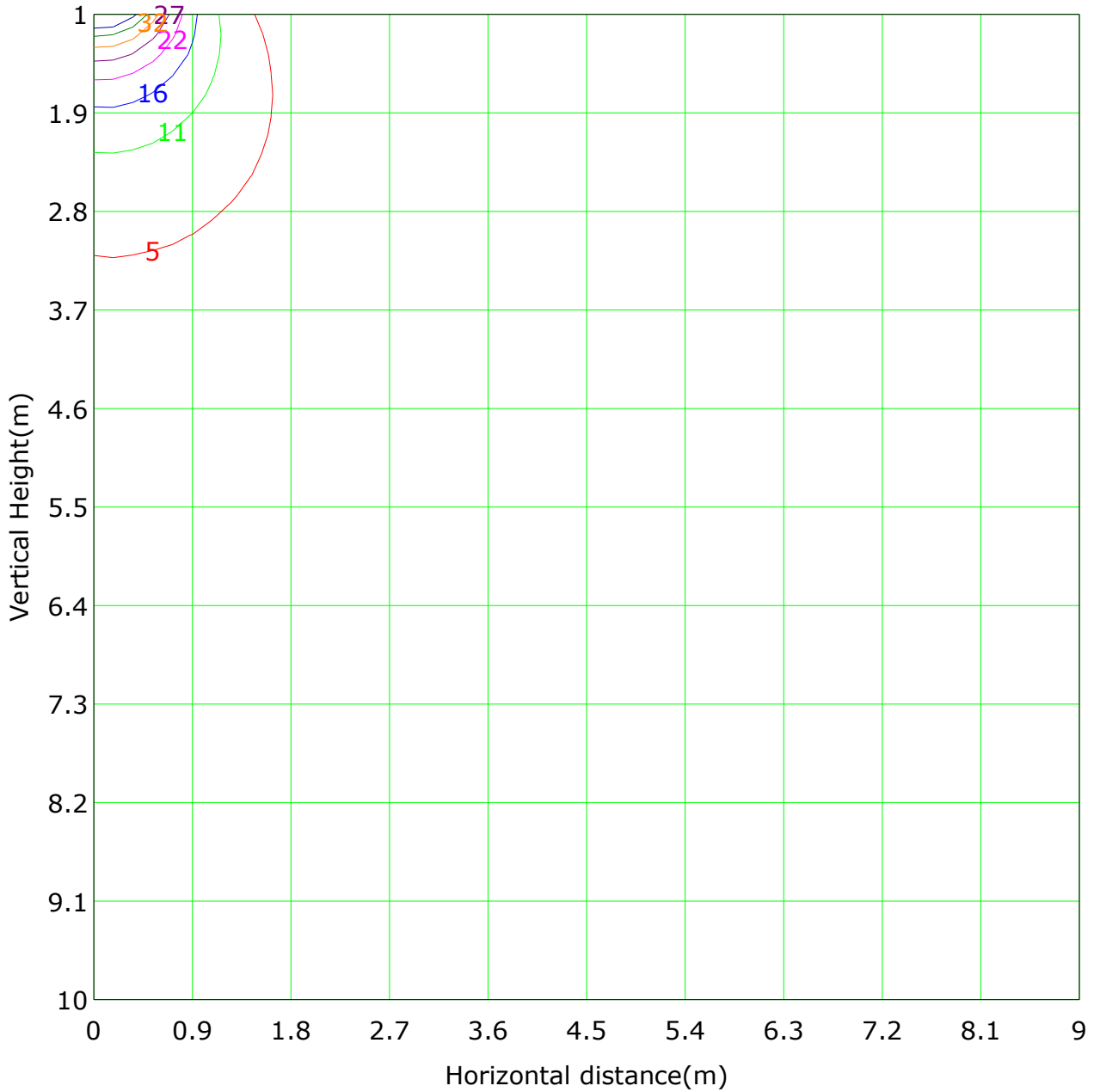
Illuminance at a Distance



C Plane (°):0.0-360.0: 45.0
 Test Lab: Inventfine instruments
 Test Type: TYPE C
 Temperature: 26
 Operator: Jack

Gamma Plane (°):0.0-180.0:1.0
 Test Device: GPM-1800B
 Distance: 8.705 m [K=1.0000]
 Humidity: 65
 Inspector:

Vertical IsoLux Plot

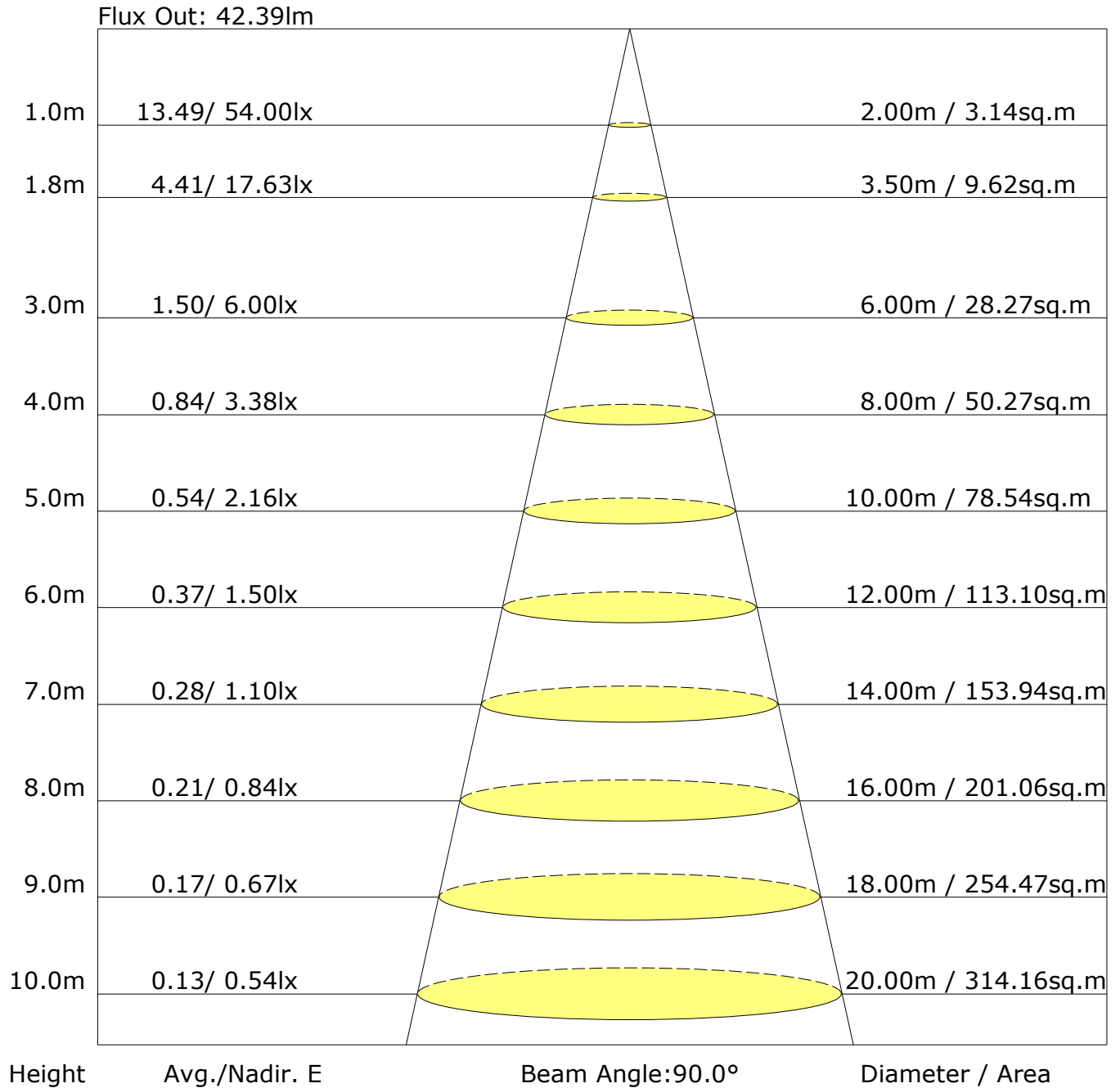


Lowest(m): 1.0m	Highest(m): 10.0m	Max Lux: 54.0 lx
— (10%): 5.4 lx	— (20%): 10.8 lx	
— (30%): 16.2 lx	— (40%): 21.6 lx	
— (50%): 27.0 lx	— (60%): 32.4 lx	
— (70%): 37.8 lx	— (80%): 43.2 lx	

C Plane (°):0.0-360.0: 45.0
 Test Lab: Inventfine instruments
 Test Type: TYPE C
 Temperature: 26
 Operator: Jack

Gamma Plane (°):0.0-180.0:1.0
 Test Device: GPM-1800B
 Distance: 8.705 m [K=1.0000]
 Humidity: 65
 Inspector:

The Average Illuminance Effective Figure



C Plane (°):0.0-360.0: 45.0
 Test Lab: Inventfine instruments
 Test Type: TYPE C
 Temperature: 26
 Operator: Jack

Gamma Plane (°):0.0-180.0:1.0
 Test Device: GPM-1800B
 Distance: 8.705 m [K=1.0000]
 Humidity: 65
 Inspector:

UGR Table

Reflectance:										
Ceiling (cavity)	0.7	0.7	0.5	0.5	0.3	0.7	0.7	0.5	0.5	0.3
Wall	0.5	0.3	0.5	0.3	0.3	0.5	0.3	0.5	0.3	0.3
Reference plane	0.2	0.2	0.2	0.2	0.2	0.2	0.2	0.2	0.2	0.2
Room dimensions	Viewed crosswise					Viewed endwise				
X=2H Y=2H	-1.\$	-1.\$	-1.\$	-1.\$	-1.\$	-1.\$	-1.\$	-1.\$	-1.\$	-1.\$
3H	-1.\$	-1.\$	-1.\$	-1.\$	-1.\$	-1.\$	-1.\$	-1.\$	-1.\$	-1.\$
4H	-1.\$	-1.\$	-1.\$	-1.\$	-1.\$	-1.\$	-1.\$	-1.\$	-1.\$	-1.\$
6H	-1.\$	-1.\$	-1.\$	-1.\$	-1.\$	-1.\$	-1.\$	-1.\$	-1.\$	-1.\$
8H	-1.\$	-1.\$	-1.\$	-1.\$	-1.\$	-1.\$	-1.\$	-1.\$	-1.\$	-1.\$
12H	-1.\$	-1.\$	-1.\$	-1.\$	-1.\$	-1.\$	-1.\$	-1.\$	-1.\$	-1.\$
X=4H Y=2H	-1.\$	-1.\$	-1.\$	-1.\$	-1.\$	-1.\$	-1.\$	-1.\$	-1.\$	-1.\$
3H	-1.\$	-1.\$	-1.\$	-1.\$	-1.\$	-1.\$	-1.\$	-1.\$	-1.\$	-1.\$
4H	-1.\$	-1.\$	-1.\$	-1.\$	-1.\$	-1.\$	-1.\$	-1.\$	-1.\$	-1.\$
6H	-1.\$	-1.\$	-1.\$	-1.\$	-1.\$	-1.\$	-1.\$	-1.\$	-1.\$	-1.\$
8H	-1.\$	-1.\$	-1.\$	-1.\$	-1.\$	-1.\$	-1.\$	-1.\$	-1.\$	-1.\$
12H	-1.\$	-1.\$	-1.\$	-1.\$	-1.\$	-1.\$	-1.\$	-1.\$	-1.\$	-1.\$
X=8H Y=4H	-1.\$	-1.\$	-1.\$	-1.\$	-1.\$	-1.\$	-1.\$	-1.\$	-1.\$	-1.\$
6H	-1.\$	-1.\$	-1.\$	-1.\$	-1.\$	-1.\$	-1.\$	-1.\$	-1.\$	-1.\$
8H	-1.\$	-1.\$	-1.\$	-1.\$	-1.\$	-1.\$	-1.\$	-1.\$	-1.\$	-1.\$
12H	-1.\$	-1.\$	-1.\$	-1.\$	-1.\$	-1.\$	-1.\$	-1.\$	-1.\$	-1.\$
X=12H Y=4H	-1.\$	-1.\$	-1.\$	-1.\$	-1.\$	-1.\$	-1.\$	-1.\$	-1.\$	-1.\$
6H	-1.\$	-1.\$	-1.\$	-1.\$	-1.\$	-1.\$	-1.\$	-1.\$	-1.\$	-1.\$
8H	-1.\$	-1.\$	-1.\$	-1.\$	-1.\$	-1.\$	-1.\$	-1.\$	-1.\$	-1.\$
Variations with the observer position at spacings:										
S=1.0H										
S=1.5H										
S=2.0H										

Calculate in accordance with CIE Pub.117. The table is revised with $62lm (8\log(F/F_0) = -9.7)$.

C Plane (°):0.0-360.0: 45.0
 Test Lab: Inventfine instruments
 Test Type: TYPE C
 Temperature: 26
 Operator: Jack

Gamma Plane (°):0.0-180.0:1.0
 Test Device: GPM-1800B
 Distance: 8.705 m [K=1.0000]
 Humidity: 65
 Inspector:

Zonal Lumen

Gamma [°]	I _{mean} [cd]	Zonal Flux [lm]	Sum Zonal Flux [lm]	Rel Zonal Flux [%]	Sum Rel Zonal Flux [%]
0.0-1.0	54.0	0.1	0.1	0.08	0.08
1.0-2.0	54.2	0.2	0.2	0.25	0.34
2.0-3.0	54.4	0.3	0.5	0.42	0.76
3.0-4.0	54.1	0.4	0.8	0.59	1.34
4.0-5.0	52.9	0.5	1.3	0.74	2.08
5.0-6.0	51.0	0.5	1.8	0.87	2.94
6.0-7.0	48.6	0.6	2.4	0.98	3.92
7.0-8.0	46.2	0.7	3.1	1.07	4.99
8.0-9.0	43.8	0.7	3.8	1.15	6.14
9.0-10.0	41.1	0.7	4.5	1.20	7.34
10.0-11.0	38.8	0.8	5.3	1.25	8.60
11.0-12.0	37.1	0.8	6.1	1.31	9.91
12.0-13.0	35.4	0.8	7.0	1.36	11.27
13.0-14.0	33.5	0.9	7.8	1.39	12.65
14.0-15.0	32.1	0.9	8.7	1.43	14.08
15.0-16.0	31.4	0.9	9.6	1.49	15.57
16.0-17.0	30.8	1.0	10.6	1.55	17.12
17.0-18.0	30.1	1.0	11.6	1.61	18.72
18.0-19.0	29.5	1.0	12.6	1.66	20.39
19.0-20.0	28.9	1.1	13.7	1.71	22.10
20.0-21.0	28.2	1.1	14.7	1.75	23.85
21.0-22.0	27.6	1.1	15.9	1.79	25.64
22.0-23.0	26.9	1.1	17.0	1.83	27.47
23.0-24.0	26.3	1.1	18.1	1.86	29.33
24.0-25.0	25.6	1.2	19.3	1.89	31.22
25.0-26.0	25.0	1.2	20.5	1.91	33.13
26.0-27.0	24.4	1.2	21.7	1.93	35.06
27.0-28.0	23.7	1.2	22.9	1.94	37.00
28.0-29.0	23.0	1.2	24.1	1.95	38.95
29.0-30.0	22.4	1.2	25.3	1.96	40.90
30.0-31.0	21.8	1.2	26.5	1.96	42.86
31.0-32.0	21.1	1.2	27.7	1.96	44.82
32.0-33.0	20.5	1.2	28.9	1.95	46.77
33.0-34.0	19.8	1.2	30.1	1.94	48.71
34.0-35.0	19.2	1.2	31.3	1.93	50.64
35.0-36.0	18.6	1.2	32.5	1.91	52.55

C Plane (°):0.0-360.0: 45.0
 Test Lab: Inventfine instruments
 Test Type: TYPE C
 Temperature: 26
 Operator: Jack

Gamma Plane (°):0.0-180.0:1.0
 Test Device: GPM-1800B
 Distance: 8.705 m [K=1.0000]
 Humidity: 65
 Inspector:

Zonal Lumen (Continue 1)

Gamma [°]	I _{mean} [cd]	Zonal Flux [lm]	Sum Zonal Flux [lm]	Rel Zonal Flux [%]	Sum Rel Zonal Flux [%]
36.0-37.0	17.9	1.2	33.7	1.89	54.44
37.0-38.0	17.3	1.2	34.8	1.87	56.31
38.0-39.0	16.7	1.1	36.0	1.84	58.16
39.0-40.0	16.1	1.1	37.1	1.82	59.97
40.0-41.0	15.5	1.1	38.2	1.79	61.76
41.0-42.0	14.9	1.1	39.3	1.75	63.51
42.0-43.0	14.3	1.1	40.3	1.72	65.23
43.0-44.0	13.8	1.0	41.4	1.68	66.91
44.0-45.0	13.2	1.0	42.4	1.64	68.55
45.0-46.0	12.6	1.0	43.4	1.60	70.15
46.0-47.0	12.1	1.0	44.3	1.56	71.71
47.0-48.0	11.6	0.9	45.3	1.51	73.22
48.0-49.0	11.0	0.9	46.2	1.47	74.69
49.0-50.0	10.5	0.9	47.1	1.42	76.10
50.0-51.0	10.0	0.8	47.9	1.37	77.48
51.0-52.0	9.5	0.8	48.7	1.32	78.80
52.0-53.0	9.1	0.8	49.5	1.27	80.07
53.0-54.0	8.6	0.8	50.3	1.23	81.30
54.0-55.0	8.2	0.7	51.0	1.18	82.48
55.0-56.0	7.7	0.7	51.7	1.13	83.61
56.0-57.0	7.3	0.7	52.4	1.08	84.69
57.0-58.0	6.9	0.6	53.0	1.03	85.72
58.0-59.0	6.5	0.6	53.6	0.99	86.71
59.0-60.0	6.2	0.6	54.2	0.94	87.65
60.0-61.0	5.8	0.6	54.7	0.90	88.55
61.0-62.0	5.5	0.5	55.3	0.85	89.40
62.0-63.0	5.1	0.5	55.8	0.81	90.21
63.0-64.0	4.8	0.5	56.2	0.76	90.97
64.0-65.0	4.5	0.4	56.7	0.72	91.69
65.0-66.0	4.2	0.4	57.1	0.68	92.37
66.0-67.0	3.9	0.4	57.5	0.64	93.01
67.0-68.0	3.7	0.4	57.9	0.60	93.62
68.0-69.0	3.4	0.3	58.2	0.56	94.18
69.0-70.0	3.2	0.3	58.6	0.53	94.71
70.0-71.0	2.9	0.3	58.9	0.49	95.19
71.0-72.0	2.6	0.3	59.1	0.44	95.63

C Plane (°):0.0-360.0: 45.0
 Test Lab: Inventfine instruments
 Test Type: TYPE C
 Temperature: 26
 Operator: Jack

Gamma Plane (°):0.0-180.0:1.0
 Test Device: GPM-1800B
 Distance: 8.705 m [K=1.0000]
 Humidity: 65
 Inspector:

Zonal Lumen (Continue 2)

Gamma [°]	I _{mean} [cd]	Zonal Flux [lm]	Sum Zonal Flux [lm]	Rel Zonal Flux [%]	Sum Rel Zonal Flux [%]
72.0-73.0	2.3	0.2	59.4	0.39	96.02
73.0-74.0	2.1	0.2	59.6	0.35	96.38
74.0-75.0	1.9	0.2	59.8	0.32	96.70
75.0-76.0	1.7	0.2	60.0	0.29	96.99
76.0-77.0	1.5	0.2	60.1	0.26	97.24
77.0-78.0	1.3	0.1	60.3	0.23	97.48
78.0-79.0	1.2	0.1	60.4	0.21	97.68
79.0-80.0	1.0	0.1	60.5	0.18	97.86
80.0-81.0	0.9	0.1	60.6	0.16	98.02
81.0-82.0	0.8	0.1	60.7	0.13	98.15
82.0-83.0	0.6	0.1	60.8	0.11	98.27
83.0-84.0	0.5	0.1	60.8	0.09	98.36
84.0-85.0	0.4	0.0	60.9	0.07	98.43
85.0-86.0	0.3	0.0	60.9	0.06	98.49
86.0-87.0	0.3	0.0	60.9	0.04	98.53
87.0-88.0	0.2	0.0	60.9	0.03	98.57
88.0-89.0	0.1	0.0	61.0	0.03	98.59
89.0-90.0	0.1	0.0	61.0	0.02	98.61
90.0-91.0	0.1	0.0	61.0	0.02	98.63
91.0-92.0	0.1	0.0	61.0	0.01	98.64
92.0-93.0	0.1	0.0	61.0	0.01	98.66
93.0-94.0	0.1	0.0	61.0	0.01	98.67
94.0-95.0	0.1	0.0	61.0	0.01	98.68
95.0-96.0	0.1	0.0	61.0	0.01	98.69
96.0-97.0	0.1	0.0	61.0	0.01	98.71
97.0-98.0	0.1	0.0	61.0	0.01	98.72
98.0-99.0	0.1	0.0	61.0	0.01	98.73
99.0-100.0	0.1	0.0	61.1	0.01	98.75
100.0-101.0	0.1	0.0	61.1	0.01	98.76
101.0-102.0	0.1	0.0	61.1	0.01	98.78
102.0-103.0	0.1	0.0	61.1	0.01	98.79
103.0-104.0	0.1	0.0	61.1	0.02	98.81
104.0-105.0	0.1	0.0	61.1	0.02	98.82
105.0-106.0	0.1	0.0	61.1	0.02	98.84
106.0-107.0	0.1	0.0	61.1	0.02	98.85
107.0-108.0	0.1	0.0	61.1	0.02	98.87

C Plane (°):0.0-360.0: 45.0
 Test Lab: Inventfine instruments
 Test Type: TYPE C
 Temperature: 26
 Operator: Jack

Gamma Plane (°):0.0-180.0:1.0
 Test Device: GPM-1800B
 Distance: 8.705 m [K=1.0000]
 Humidity: 65
 Inspector:

Zonal Lumen (Continue 3)

Gamma [°]	I _{mean} [cd]	Zonal Flux [lm]	Sum Zonal Flux [lm]	Rel Zonal Flux [%]	Sum Rel Zonal Flux [%]
108.0-109.0	0.1	0.0	61.1	0.02	98.89
109.0-110.0	0.1	0.0	61.2	0.02	98.90
110.0-111.0	0.1	0.0	61.2	0.02	98.92
111.0-112.0	0.1	0.0	61.2	0.02	98.94
112.0-113.0	0.1	0.0	61.2	0.02	98.95
113.0-114.0	0.1	0.0	61.2	0.02	98.97
114.0-115.0	0.1	0.0	61.2	0.02	98.99
115.0-116.0	0.1	0.0	61.2	0.02	99.00
116.0-117.0	0.1	0.0	61.2	0.02	99.02
117.0-118.0	0.1	0.0	61.2	0.02	99.04
118.0-119.0	0.1	0.0	61.2	0.02	99.05
119.0-120.0	0.1	0.0	61.3	0.02	99.07
120.0-121.0	0.1	0.0	61.3	0.02	99.09
121.0-122.0	0.1	0.0	61.3	0.02	99.11
122.0-123.0	0.1	0.0	61.3	0.02	99.13
123.0-124.0	0.1	0.0	61.3	0.02	99.15
124.0-125.0	0.1	0.0	61.3	0.02	99.17
125.0-126.0	0.1	0.0	61.3	0.02	99.18
126.0-127.0	0.1	0.0	61.3	0.02	99.20
127.0-128.0	0.1	0.0	61.3	0.02	99.22
128.0-129.0	0.1	0.0	61.4	0.02	99.24
129.0-130.0	0.1	0.0	61.4	0.02	99.26
130.0-131.0	0.1	0.0	61.4	0.02	99.28
131.0-132.0	0.1	0.0	61.4	0.02	99.30
132.0-133.0	0.2	0.0	61.4	0.02	99.32
133.0-134.0	0.2	0.0	61.4	0.02	99.34
134.0-135.0	0.2	0.0	61.4	0.02	99.36
135.0-136.0	0.2	0.0	61.4	0.02	99.38
136.0-137.0	0.2	0.0	61.5	0.02	99.40
137.0-138.0	0.2	0.0	61.5	0.02	99.42
138.0-139.0	0.2	0.0	61.5	0.02	99.44
139.0-140.0	0.2	0.0	61.5	0.02	99.46
140.0-141.0	0.2	0.0	61.5	0.02	99.48
141.0-142.0	0.2	0.0	61.5	0.02	99.51
142.0-143.0	0.2	0.0	61.5	0.02	99.53
143.0-144.0	0.2	0.0	61.5	0.02	99.55

C Plane (°):0.0-360.0: 45.0
 Test Lab: Inventfine instruments
 Test Type: TYPE C
 Temperature: 26
 Operator: Jack

Gamma Plane (°):0.0-180.0:1.0
 Test Device: GPM-1800B
 Distance: 8.705 m [K=1.0000]
 Humidity: 65
 Inspector:

Zonal Lumen (Continue 4)

Gamma [°]	I _{mean} [cd]	Zonal Flux [lm]	Sum Zonal Flux [lm]	Rel Zonal Flux [%]	Sum Rel Zonal Flux [%]
144.0-145.0	0.2	0.0	61.6	0.02	99.57
145.0-146.0	0.2	0.0	61.6	0.02	99.59
146.0-147.0	0.2	0.0	61.6	0.02	99.61
147.0-148.0	0.2	0.0	61.6	0.02	99.63
148.0-149.0	0.2	0.0	61.6	0.02	99.65
149.0-150.0	0.2	0.0	61.6	0.02	99.67
150.0-151.0	0.2	0.0	61.6	0.02	99.69
151.0-152.0	0.2	0.0	61.6	0.02	99.71
152.0-153.0	0.2	0.0	61.7	0.02	99.73
153.0-154.0	0.2	0.0	61.7	0.02	99.75
154.0-155.0	0.2	0.0	61.7	0.02	99.76
155.0-156.0	0.2	0.0	61.7	0.02	99.78
156.0-157.0	0.2	0.0	61.7	0.02	99.80
157.0-158.0	0.2	0.0	61.7	0.02	99.81
158.0-159.0	0.2	0.0	61.7	0.02	99.83
159.0-160.0	0.2	0.0	61.7	0.02	99.85
160.0-161.0	0.3	0.0	61.7	0.01	99.86
161.0-162.0	0.3	0.0	61.8	0.01	99.87
162.0-163.0	0.2	0.0	61.8	0.01	99.89
163.0-164.0	0.3	0.0	61.8	0.01	99.90
164.0-165.0	0.2	0.0	61.8	0.01	99.91
165.0-166.0	0.2	0.0	61.8	0.01	99.92
166.0-167.0	0.3	0.0	61.8	0.01	99.93
167.0-168.0	0.3	0.0	61.8	0.01	99.94
168.0-169.0	0.3	0.0	61.8	0.01	99.95
169.0-170.0	0.3	0.0	61.8	0.01	99.96
170.0-171.0	0.3	0.0	61.8	0.01	99.97
171.0-172.0	0.3	0.0	61.8	0.01	99.97
172.0-173.0	0.3	0.0	61.8	0.01	99.98
173.0-174.0	0.3	0.0	61.8	0.01	99.99
174.0-175.0	0.3	0.0	61.8	0.00	99.99
175.0-176.0	0.3	0.0	61.8	0.00	99.99
176.0-177.0	0.3	0.0	61.8	0.00	100.00
177.0-178.0	0.3	0.0	61.8	0.00	100.00
178.0-179.0	0.2	0.0	61.8	0.00	100.00
179.0-180.0	0.3	0.0	61.8	0.00	100.00

C Plane (°):0.0-360.0: 45.0
 Test Lab: Inventfine instruments
 Test Type: TYPE C
 Temperature: 26
 Operator: Jack

Gamma Plane (°):0.0-180.0:1.0
 Test Device: GPM-1800B
 Distance: 8.705 m [K=1.0000]
 Humidity: 65
 Inspector:

Zonal Lumen (Continue 5)

cone flux(90°): 42.39 lm

%lum = 68.6%

%lamp = 68.6%

cone flux(120°): 54.20 lm

%lum = 87.7%

%lamp = 87.7%

Candlepower Table

Unit: cd

G\C	C0.0	C45.0	C90.0	C135.0	C180.0	C225.0	C270.0	C315.0	C360.0
G0.0	54.0	54.0	54.0	54.0	54.0	54.0	54.0	54.0	54.0
G5.0	54.7	53.3	40.7	48.5	53.1	55.0	55.5	56.3	54.7
G10.0	54.0	26.8	0.9	23.0	51.9	53.3	52.7	55.1	54.0
G15.0	52.9	2.3	0.1	0.7	49.0	49.4	47.2	51.7	52.9
G20.0	50.4	1.5	0.0	0.6	45.7	43.7	40.3	46.3	50.4
G25.0	47.4	1.4	0.0	0.5	42.0	37.4	33.5	40.2	47.4
G30.0	43.9	1.3	0.0	0.5	38.0	31.5	27.3	34.2	43.9
G35.0	39.4	1.3	0.0	0.4	33.8	26.1	21.8	28.3	39.4
G40.0	34.3	1.2	0.0	0.4	29.4	21.3	17.1	22.8	34.3
G45.0	28.8	1.1	0.0	0.5	24.9	17.1	13.1	17.9	28.8
G50.0	23.0	1.0	0.1	0.5	20.4	13.5	9.9	13.8	23.0
G55.0	17.8	0.9	0.0	0.4	16.2	10.4	7.4	10.5	17.8
G60.0	13.1	0.8	0.0	0.4	12.3	7.8	5.6	7.8	13.1
G65.0	9.4	0.6	0.0	0.3	9.0	5.8	4.1	5.7	9.4
G70.0	6.3	0.4	0.0	0.2	6.2	4.0	3.0	4.1	6.3
G75.0	4.0	0.3	0.0	0.2	3.9	2.6	0.4	2.6	4.0
G80.0	2.2	0.2	0.0	0.1	2.0	1.4	0.3	1.5	2.2
G85.0	0.8	0.1	0.0	0.0	0.6	0.6	0.2	0.7	0.8
G90.0	0.1	0.0	0.0	0.0	0.0	0.2	0.1	0.3	0.1
G95.0	0.0	0.0	0.0	0.0	0.0	0.2	0.1	0.2	0.0
G100.0	0.1	0.0	0.0	0.0	0.1	0.2	0.1	0.2	0.1
G105.0	0.1	0.0	0.0	0.1	0.1	0.2	0.1	0.2	0.1
G110.0	0.1	0.1	0.1	0.1	0.1	0.2	0.1	0.2	0.1
G115.0	0.1	0.1	0.1	0.1	0.1	0.2	0.0	0.2	0.1
G120.0	0.2	0.1	0.1	0.1	0.2	0.2	0.0	0.2	0.2
G125.0	0.2	0.1	0.1	0.2	0.2	0.2	0.0	0.2	0.2
G130.0	0.2	0.2	0.1	0.2	0.2	0.2	0.0	0.2	0.2
G135.0	0.2	0.2	0.2	0.2	0.2	0.2	0.0	0.2	0.2
G140.0	0.2	0.2	0.2	0.3	0.2	0.2	0.0	0.2	0.2
G145.0	0.2	0.2	0.2	0.3	0.2	0.2	0.1	0.2	0.2
G150.0	0.2	0.3	0.3	0.3	0.2	0.2	0.1	0.2	0.2
G155.0	0.2	0.3	0.3	0.3	0.2	0.2	0.2	0.3	0.2
G160.0	0.2	0.3	0.3	0.3	0.2	0.2	0.2	0.2	0.2
G165.0	0.2	0.3	0.3	0.3	0.2	0.2	0.2	0.2	0.2
G170.0	0.2	0.3	0.3	0.3	0.3	0.2	0.2	0.2	0.2
G175.0	0.3	0.3	0.3	0.3	0.3	0.2	0.2	0.2	0.3
G180.0	0.3	0.2	0.2	0.3	0.3	0.2	0.2	0.3	0.3

C Plane (°):0.0-360.0: 45.0
 Test Lab: Inventfine instruments
 Test Type: TYPE C
 Temperature: 26
 Operator: Jack

Gamma Plane (°):0.0-180.0:1.0
 Test Device: GPM-1800B
 Distance: 8.705 m [K=1.0000]
 Humidity: 65
 Inspector:

LED Average Luminance Report

Avg.L	cd/m ²
L 0-180(65) av	1.#J
L 0-180(75) av	1.#J
L 0-180(85) av	1.#J
L 90-270(65) av	1.#J
L 90-270(75) av	1.#J
L 90-270(85) av	1.#J
L 45(65) av	1.#J
L 45(75) av	1.#J
L 45(85) av	1.#J

Standard: GB/T 29293-2012

C Plane (°):0.0-360.0: 45.0
 Test Lab: Inventfine instruments
 Test Type: TYPE C
 Temperature: 26
 Operator: Jack

Gamma Plane (°):0.0-180.0:1.0
 Test Device: GPM-1800B
 Distance: 8.705 m [K=1.0000]
 Humidity: 65
 Inspector: